



















Model	Part NO.	KG	Tip-Twin Tiger
			
	23WT	1.6	
	23WTL	1.1	
	240TW	2.9	
Model	Part NO.	KG	Tip-Standard
	230SP	1.4	
	240S	1.9	
	250S	3.5	
	23Z	1.4	
	3509576M2	2.5	
	270S	4.2	
Model	Part NO.	KG	Tip-Top Pin
	76028587	2.7	
Model	Part NO.	KG	Tip-Top Pin
	X156-23	1.2	
Model	Part NO.	KG	Tip-Wide
	23F	1.6	

Model	Part NO.	KG	Tip-Tiger
			
	23T	1.1	
	23TL	0.9	
	240THD	1.7	
Model	Part NO.	KG	Tip-Standard
			
	2A	0.5	
	3C	0.8	
	23	0.8	
Model	Part NO.	KG	Tip-Tiger
			
	23ST	1.2	



Model	Part NO.	KG	Adapter-Weld On
			
	834-23	1.5	
Model	Part NO.	KG	Adapter-Weld On
			
	1002-3C	1.7	
Model	Part NO.	KG	Adapter-Weld On
			
	2300FL	1.8	
Model	Part NO.	KG	Adapter-Weld On
			
	2740-23-25	2	
Model	Part NO.	KG	Adapter-Weld On
			
	2300-10-30	1.6	
	2300-75-25	1.7	
	2740W24-25	2.3	
	2740W25-35	3.3	

Model	Part NO.	KG	Adapter-Weld On
			
	2898-W-00	0.5	
Model	Part NO.	KG	Adapter-Bolt
			
	L-2021-24	5.2	
	(Stepped Throat)		
	L-4272-A-25-32	7.6	
Model	Part NO.	KG	Adapter-Bolt
			
	L-3623-B-251-38	6.2	

H&L DRP Pin

Model	Part NO.	KG	Pin
			
	BACK23PN		