










KOMATSU DRP Tooth




Model	Part NO.	KG	Tip-Standard
PC60	PC60	1.9	
PC100	20X-70-14160	2.5	
PC120	202-70-12130	4.1	
PC200	205-70-19570	4.2	
	205-70-19570A	4	
PC300	207-70-14151	6.8	
	207-70-14151A	6.5	
PC400	208-70-14152	10.1	
PC650	209-70-54210	28.9	
PC1250	21N-72-14290	43.7	
Model	Part NO.	KG	Tip-Sharp,Ribbed
PC200	LK200SYL (205-70-19570SYL)		
PC300	LK300SYL (207-70-14151SYL)	6.1	
PC400	LK400SYL (208-70-14152SYL)		
PC650	LK650SYL (209-70-54210SYL)	28.7	
Model	Part NO.	KG	Tip-Tiger
PC200	LK200TL (205-70-19570TL)	5	
PC300	LK300TL (207-70-14151TL)	7.7	
PC400	LK400TL (208-70-14152TL)	13.2	
PC650	LK650TL (209-70-54210TL)	27.3	
PC1250	LK1250TL (21N-72-14290TL)	44.5	
Model	Part NO.	KG	Tip-Tiger
PC200	205-70-19570TL	5.1	
PC300	207-70-14151TL	7.2	
		9.3	
PC400	208-70-14152TL	13.4	
PC650	209-70-54210TL	26.8	

Model	Part NO.	KG	Tip-Long
PC200	205-70-68260	6.4	
PC300	207-70-14280	9.5	
PC400	208-70-14270	13.7	
Model	Part NO.	KG	Unitooth
PC60	20X-70-23161	2.8	
PC100	203-70-43150	2.6	
PC200	205-70-74272	4.2	
PC300	206-70-54221	7.9	
PC400	208-70-34211	11.3	
Model	Part NO.	KG	Tip-Standard (Improved)
PC200	LK200TS (205-70-19570)	4.5	
PC300	LK300TS (207-70-14151)	7.1	
PC400	LK400TS (208-70-14152)	10.9	
Model	Part NO.	KG	Tip-TR
PC200	LK200TR	4.9	
PC300	LK300TR	7.9	
PC400	LK400TR	12.5	
Model	Part NO.	KG	Tip-Rock Chisel
PC60	LK60RC (PC60RC)	1.7	
PC100	LK100RC (20X-70-14160RC)	2.6	
PC200	LK200RC (205-70-19570RC)	5.6	
PC300	LK300RC (207-70-14151RC)	9	
PC400	LK400RC (208-70-14152RC)	14.5	
PC650	209-70-54210RC	30.6	
PC1250	21N-72-14290RC	52.8	

KOMATSU DRP Tooth

KOMATSU DRP Unitooth

Model	Part NO.	KG	Tip-Heavy Duty Rock
PC200	LK200HD (205-70-19570RC)	6.7	
PC300	LK300HD (207-70-14151RC)	10.4	
PC400	LK400HD (208-70-14152RC)	16.3	
Model	Part NO.	KG	Tip-Heavy Duty
PC200	205-70-19570LFN	5.8	
PC300	207-70-14151LFN	9.3	
PC400	208-70-14152LFN	14.9	
Model	Part NO.	KG	Tip
PC650	209-70-54710L	32.7	






Model	Part NO.	KG	Unitooth	Available for Model
PC200	205-70-19570LF	4.3		
PC300	207-70-14151LFR	7		
PC400	208-70-14152LFR	11		
Model	Part NO.	KG	Unitooth	Available for Model
	419-71-H2310	3.9		WA300
	423-847-1140	8.4		WA500
	426-847-1110	11.9		WA500 WA600
	WA600			WA600
	427-70-13731	31.4		WA800
	427-70-13780	51.5		
Model	Part NO.	KG	Unitooth	Available for Model
	423-847-1140RP2	13.8		WA500





Remark

Model	Available for Model
PC60	PC20~PC60
PC100	PC60~PC130
PC200	PC100 PC100L-5 PC125-5 PC130 PC200LC-5 PW210-1
PC300	PC220 PC220LC-5 PC240LC-NLC PC280LC-3 PC290LC/NLC PC300 PC300LC-5 PC340LC/NLC PC360LC-3 PC-380LC
PC400	PC400 PC400LC-5 PC450 PC450LC
PC650	PC650 PC650LC-3 PC650SE PC750 PC750SE
PC1250	PC-1000LC-1 PC1000SE-1 PC-1100SP PC-1200




KOMATSU DRP Unitooth







KOMATSU DRP Adapter

Model	Part NO.	KG	Unitooth	Available for Model
	417-51-22 (417-70-13251)	4.1		
	418-70-13151-30	7.7		
	419-70-13114-28	13		
Model	Part NO.	KG	Unitooth	Available for Model
	20W-70-15130-10	1.3		D10A PC01
	10E-70-22211-14	1.7		
	20T-70-13130-16	2.6		
Model	Part NO.	KG	Unitooth	Available for Model
	423-70-13114-35	18.8		WA380
Model	Part NO.	KG	Corner Tooth	Available for Model
	419-70-13164-27	15		WA300
	419-70-13174-27			
Model	Part NO.	KG	Corner Tooth	Available for Model
	423-70-13154-35	22.7		WA380 WA450
	423-70-13144-35			






Model	Part NO.	KG	Corner Tooth	Available for Model
	419-847-1131-27	10.1		WA300
	419-847-1121-27			
Model	Part NO.	KG	Corner Tooth	Available for Model
	423-847-1131-35	18.8		WA500
	423-847-1121-35			
Model	Part NO.	KG	Adapter-Bolt on	Available for Model
	423-847-1111-35	15.1		WA500
Model	Part NO.	KG	Adapter-Bolt on	Available for Model
	427-70-13743-70	43.3		WA800






KOMATSU DRP End Bit&Side-cutter&Shroud&Segment&Compactor



Model	Part NO.	KG	Shank Guard
	195-78-21320-76	14.6	
	195-78-71111-76	21.3	
Model	Part NO.	KG	Protector
	208-934-7131-40	14.1	
Model	Part NO.	KG	Protector
	209-70-54610	27.9	



Model	Part NO.	KG	Compactor
	206-934-7190 (PC220HB)	9.5	
Model	Part No.	KG	Shroud
	PC200HB-100	3.0	
	208-934-Z170-110	3.0	
	209-939-5170-140	4.2	
Model	Part No.	KG	Side-cutter
PC20 (PC30)	PC20L (PC30L)	1.7	
	PC20R (PC30R)		
PC60	201-70-74171	5.9	
	201-70-74181		
Model	Part No.	KG	Side-cutter
PC40 (PC50)	20U-70-13241	3.4	
	20U-70-13251		
Model	Part No.	KG	Side-cutter
PC100	PC100L	7.3	
	PC100R		
PC120	PC120L	9.2	
	PC120R		
PC200	205-70-74180	14.7	
	205-70-74190		
Model	Part No.	KG	Side-cutter
PC300	207-70-34160	17.9	
	207-70-34170		
PC400	208-70-34160	23.4	
	208-70-34170		

KOMATSU DRP Ripper Tooth



Model	Part NO.	KG	Ripper Tooth	Available for Model
	131-78-31190	10.6		D40/D45 D40/D41 D50/D53-16 D50/D53-17 D66S
Model	Part NO.	KG	Ripper Tooth	Available for Model
	141-78-11253	12.2		D60/D45-7 D60/D65-8 D65-12 D75A-1 D75S-3 D75S-5 D85E-SS-2A
	141-78-11254	12.4		
Model	Part NO.	KG	Ripper Tooth	Available for Model
	175-78-31230	13.9		D85-18 D85-21 D135A-1 D135A-2 D150A-1 D155A-1 D155A-2 D155AX-3
	175-78-31230HD			
Model	Part NO.	KG	Ripper Tooth	Available for Model
	175-78-31293	15.4		D85-18 D85-21 D135A-1 D135A-2 D150A-1 D155A-1 D155A-2 D155AX-3
Model	Part NO.	KG	Ripper Tooth	Available for Model
	113-78-21140	3.9		D31PLL

Model	Part NO.	KG	Ripper Tooth	Available for Model
	195-78-21331	16.6		D275A-2 D355A-3 D455A-1
Model	Part NO.	KG	Ripper Tooth	Available for Model
	195-78-21331H	16.8		D275A-2 D355A-3 D455A-1
	195-78-21331HD			
Model	Part NO.	KG	Ripper Tooth	Available for Model
	195-78-29140	21.8		D275A-2 D355A-3 D455A-1
Model	Part NO.	KG	Ripper Tooth	Available for Model
	195-78-71320	25.9		D375A-1 D375A-2
	195-78-71390E	24.7		
Model	Part NO.	KG	Ripper Tooth	Available for Model
	198-78-21340	43.3		D475A-1 D475A-2

Model	Part NO.	KG	Adapter-Weld on	
PC60	201-70-24130	2.2		
	LF60-20	2.2		
PC100	20X-70-14151-18	3.1		
PC120	202-70-12140-25	7.1		
PC200	20Y-70-14520-35	6.6		
	205-939-7120-32	6.7		
	205-939-7120 A-40	6.8		
	20Y-939-1180-40	8.5		
PC300	206-939-FS-14-32	8.9		
	207-939-3120-40	10.4		
	PC300-AS-55	10.2		
PC400	208-939-3120-45	19.4		(Light)
Model	Part NO.	KG		Adapter-Weld on
PC100	PC100-25	3.1		
PC200	20Y-939-1180-40	8.6		
	205-939-7120-35	7.7		
	205-939-7120 B-40	8		
	205-939-7120-45	8.6		
PC300	206-939-3120-45	13.9		
	206-939-3120-50	13.9		
	207-939-3120H-40	13.6		
	207-934-5120-55	18.3		
	207-939-3120-60	15.7		
PC400	208-934-5120-60	23.7		
	208-939-3120-65	25.2		
	208-939-3120-50	27		
	208-939-3120-55	26.9		
	208-939-3120-60	26		
	208-939-3120-65	25.4	(Heavy)	

Model	Part NO.	KG	Adapter-Weld on
PC200	205-70-68141-32	7	
PC650	209-70-74140-80	45.2	
PC1250	21N-70-14140-90	73.8	
Model	Part NO.	KG	
PC60	20X-70-23150-25	5.4	
PC100			
PC200	20Y-70-14180-35	7.3	
PC300			

KOMATSU DRP Pin

Model	Pin NO. Retainer NO.	Pin
PC60	PC60	
PC100	20X-70-00100	
PC120	09244-02489	
PC200	09244-02496	
PC220	09244-02508	
PC300	09244-02516	
PC400	09244-03036	
PC650	209-70-54240	
PC1250	21N-72-14330	
	113 (Pin for Ripper Tooth)	
	175-78-21740	
	175-78-21810	
	195-78-71360	
	198-78-21340PL	
Model	Pin NO. Retainer NO.	Pin&Retainer
	PC300B	
	PC400B	