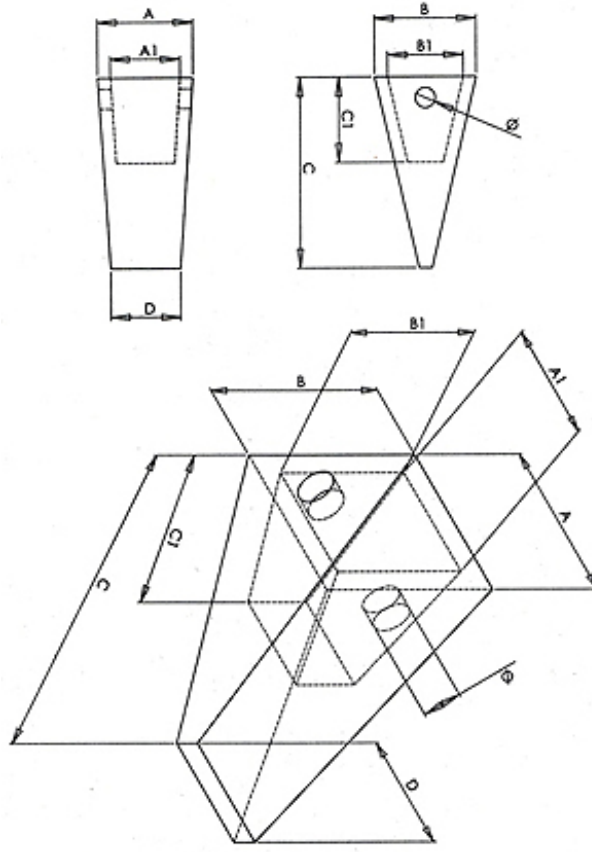























Drawing : Adapter(mm)















Drawing : Tooth (mm)

P/N	TYPE	Model	U/W KG	A/ mm	B/mm	C/mm	D/ mm	A1/mm	B1/mm	C1/mm	holes	Stock qty	Picture
1U3252	Long tooth	CAT307	3	71	89	201	62	53	67	80	21.6		
6Y3222	Long tooth	CAT307	2.3	70	80	168	59	52	62	73	19		
6Y3254 (32mm)	Weld on double strap adapter	CAT307	3.7	63	86	256		47	75	87	14.6		
1U1254	Flush moulded adapter	CAT307	5.4	64	82	346		50.5	70	83	15.8		
1U3302	Long tooth	CAT312	4.4	88	100	216	73	65	75	94	22		

1U3302RC	Rock chisel	CAT312	5.8	91	107	251	31	66.7	74	91.8	21.7		
1U1304	Flush moulded adapter	CAT312	8.2	64.6	84	349		61	72	97	16		
3G-6304 (35mm)	Weld on double strapadapter	CAT312	7	85	98	312		56	75	96	16		
6Y0309/ 9J8910	Ripper penetration tooth	CAT312	5.4	89	109	282	50	63	89	114	23		
1U3352(L)	Long tooth	CAT320	5.4	100	108	243	75	75	80	107	22.5		
1U3352-1(H)	Long tooth	CAT320	6.2	102	110	243	92	76	90	104	26		
168-135	Long tooth	CAT320	5.8	97.7	105	248	84	74.5	81.5	109	26.8		
1U3352TL		CAT320	5.6										
1U3352P	Penetrator	CAT320	6.9	102	112	245	85	76	82	102	25.3		
1U3352RC	Rock chisel	CAT320	8.1	100	112	284	33	75	81	112	23.7		
1U3352 RC2(L)	Rock chisel	CAT320	7.6	107	116	282	40.6	76	82	110	28		

1U3352 SYL	Excavator long tooth	CAT320	7.3	103	113	265	101	76	81.5	102	25.7	
6Y0359 9J8920	Ripper penetration tooth	CAT320	10.5	110	146	364	53	81	110	153	28	
9N3352	Heavy duty long tooth	CAT320	8.4	103	115	250	87	75	81	102	25.7	
1U1354	Flush moulded adapter	CAT320	15	77	99	425		75	87	112	21	
3G8354 7T3354 (40mm)	Weld on double strap adapter	CAT320	9.3	91	117	342		64	85	110	22	
6I6354 (40mm)	Weld on double strap adapter	CAT320	10.4	92	105	360		65	84	114	20.3	
7T3402	Long tooth	CAT325	9.8	112	126	266	100	88	87	116	28.5	
8E4402	Heavy duty long tooth	CAT325	12	116	124	278	98	86	87	115	27.5	
8E4402 SYL	Excavator long tooth	CAT325	10.7	114	132	296	114	89.5	93	114	32	
6I6404 (45mm)	Weld on double strap adapter	CAT325	13.4	104	116	384		74	91.6	120	24.4	
6I6404 (40/50mm)	Weld on double strap adapter	CAT325	12.7	107	124	380		75	91.5	118	24.4	

9W8452RC/ 1U3452RC	Rock chisel	CAT330	12.2	132	136	322	40	99	100	127	27.3		
1U3452SK	SK	CAT330	14.6	131	140	340	38	92	100	126	28		
9N3452	Heavy duty long tooth	CAT330	16.6	134	138	317	113	98	94	121	29		
9W8452/ 1U3452	Long tooth	CAT330	11.3	134	133	293	113	97.6	97	129	28.6		
9W2452	Ripper penetration long tooth	D8,D9,D8N CAT 330	18.6	125	169	381	80	87	126	162	29.5		
6I6464 (55mm)	Weld on double strap adapter	CAT330	19.8	121	132	450		96	104	138	24.7		
6I6464 (45/50mm)	Weld on double strap adapter	CAT330	19.6	121	131	450		96	104	138	24.5		
8E0464 9J9584	Flush moulded adapter	CAT330	25	106	121	474		96	102	130	27		
9W8552	Weld on double strapadapter	CAT345	18.1	151	154	335	122	118	110	152	32		
6I6602	Long tooth	CAT365	32.1	190	172	398	170	142	125	168	27.5		
E200BR	Side cutter	CAT320	12.6	320	58	405					27		

E200BL	Side cutter	CAT320	12.6	320	58	405					27		
CA330R	Side cutter	CAT330	20.4	283	67	465					29.5		
CA330L	Side cutter	CAT330	20.4	283	67	465					29.5		