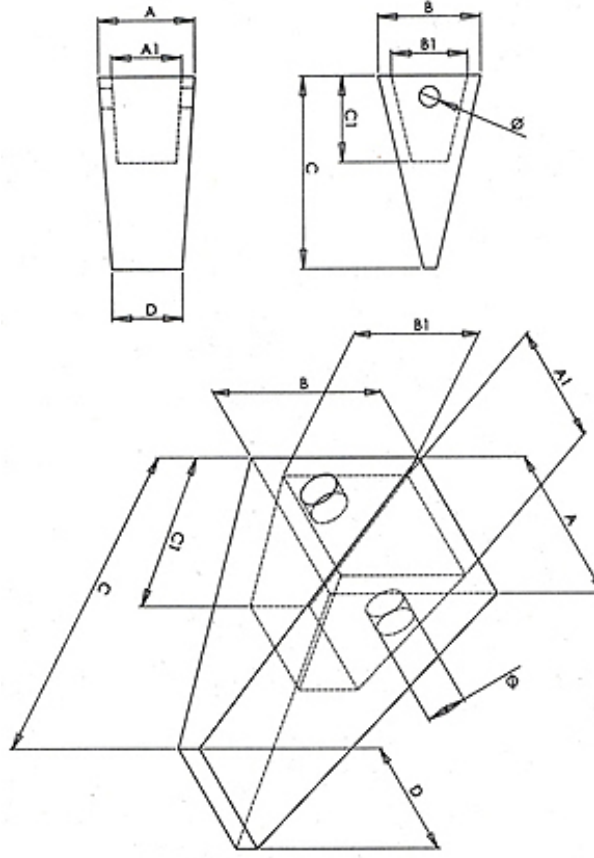























Drawing : Adapter(mm)





















Drawing : Tooth (mm)

P/N	TYPE	Model	U/W KG	A/mm	B/mm	C/mm	D/mm	A1/mm	B1/mm	C1/mm	holes	Stock qty	Picture
PC60 20X-70-14160	Tooth	PC60	2	64	73	166	51.6	48	49.8	70	22		
PC60 20X 70-14151(15mm)	Adapter	PC60	2.4	57	64	220		47	50	68	17.8		
PC60 20X 70-14151(20mm)	Adapter	PC60	2.4	57	64	219		47	52	73	18		<div style="border: 2px solid red; width: 100px; height: 100px;"></div>
PC10020X-70-23161	Tooth	PC100	2.3	72	75	180	60.7	55	58	75.6	25		
PC100 202 70-12140(25mm)	Adapter	PC100	3.1	67	74	244		54	59	75	19.4		

20X-70-14151 (23mm)	Adapter	PC100	2.6	6	72.6	218		51	59	72	19		
205-70-19570A	Tooth	PC200	4.2	96	99.5	229	70	71.3	78	110	29		
205-70-19570RC(L)	Rock chisel	PC200	5.5	97	107	255	38	72	78	107	30		
205-70-19570RC2 (H)	Rock chisel	PC200	6.3	101	110	252	31	70.5	79	110	30		
PC200RC3(L)	Rock chisel	PC200	5.3	101	109	257	35.5	74	72.4	109	30.1		
PC200RC4 (Big Holes)	Rock chisel	PC200	5.2	101	109	257	35.5	76	81	110	30.1		
205-939-7120 (30mm)	Adapter	PC200	6.6	91	109	308		62	76	102	25.2		
205-939-7120(30mm)	Adapter	PC200	7.9	90	101	312		63	78	101	25.2		
205-939-7120 (35mm)	Adapter	PC200	6.9	90	108	308		63	76	101	25.2		
205-939-7120(35mm)	Adapter	PC200	8	91	101	311		63	77	101	25.2		
205-939-7120 (40mm)	Adapter	PC200	7	91	109	308		62	76	101	25.2		

205-939-7120(40mm)	Adapter	PC200	8.1	90	100	312		63	77	101	25.2		
205-939-7120 (40mm)	Adapter	PC200	8.1	89	102	319		62	76	101	25.2		
9313T30	Tooth	PC300	6	124	112	245	89	97	87.6	120	33		
207-70-14151	Tooth	PC300	6.7	121	114	251	89	94	84	118	29.6		
207-70-14151RC- B (L)	Rock chisel	PC300	7.3	123	121	272	42	94	84.5	118	34.4		
207-70-14151RC (H)	Rock chisel	PC300	8.7	121	120	287	46	94.7	84	118	30		
300SK	SK	PC300	8.7	127	120	294	44	95	84.7	107	33		
207-70-14151SK (L)	SK	PC300	7.9	125	117	286	40	92.9	85	128	31		
207-939-5120 (40mm)	Adapter	PC300	13.4	113	118	376		83	87	115	25.3		
207-939-5120(45mm)	Adapter	PC300	13	113	118	374		83	87	115	25.3		
207-939-5120(50mm)	Adapter	PC300	14.4	113	130	374		83	86	116	25.5		

207-939-5120(55mm)	Adapter	PC300	13.7	113	131	376		83	86	116	25.5		
207-70-1412(40mm)	Adapter	PC300	10.5	113	112	330		84	87	120	24.4		
208-70-14152	Tooth	PC400	10.6	151	125	279	112	109	96	146	36.4		
LK400	Tooth	PC400	14.4	151	135	329	55	109	94	147	39.6		
208-70-14152RC	Rock chisel	PC400	15.4	149	130	339	57	109	95.7	146	36		
208-70-14270RC	Rock chisel	PC400	13.3										
208-939-3120(40mm)	Adapter	PC400	21	136	132	432		93	95.5	144	21		
208-939-3120(45mm)	Adapter	PC400	21	136	132	432		93	95.5	144	21		
208-939-3120(50mm)	Adapter	PC400	21	136	133	432		93	95.5	144	21		
208-939-3120(60mm)	Adapter	PC400	21	135	146	433		92.5	95	145	21		
PC500	Tooth	PC500											

209-70-54210	Tooth	PC600	33.5	178	197	450	98	134	132	185	52		
201-70-74171R	Side cutter	PC60	6.9	150	39	313					14.5		
201-70-74171L	Side cutter	PC60	6.9	150	39	313					14.5		
202-70-63161R	Side cutter	PC100	7.2	162	44	410					21.8		
202-70-63161L	Side cutter	PC100	7.2	162	44	410					21.8		
PC200R	Side cutter	PC200	14.2	197	53	370					25.8		
PC200L	Side cutter	PC200	14.2	197	53	370					25.8		
207-70-34170R	Side cutter	PC300	15.7	350	42	407					29		
207-70-34170L	Side cutter	PC300	15.7	350	42	407					29		
PC400HD	Plate	PC400											
HW380	Plate	WA380	12.7										